




HIGH WALLINVERTER R-32 60HZ COOLING ONLY & HEAT PUMP  
YHJF 12 ZX6AXKORX  
YHKF 12 ZX6AXKORX

## HIGH WALL INVERTER R-32 60HZ COOLING ONLY & HEAT PUMP

### Indoor Unit

- Modern, compact design
- Efficient cooling/heating
- Auto restart
- Hidden display
- 3D air flow
- Golden fin
- WIFI (option)




### Remote Control

- 4/5 operation modes
- Sleep mode
- Turbo cool settings

### Condensing Unit

- Fashion appearance
- Sturdy and durable
- Self diagnosis
- 3-minute protection
- Convenient installation
- Easy maintenance
- Valve protection cover
- Golden fin



The YORK® line of High Wall Air Conditioners includes a wide range of sizes to give you more flexibility in your product offering. Each model is designed to provide comfort and efficiency, in an easy-to-operate unit and the sleek design fits a variety of spaces, whether it's in a home or office. Models meet the highest energy efficiency ratings, so less energy is consumed without sacrificing comfort and performance. Both the condensing and indoor units are engineered for quiet operation. And comfort control settings are easily changed with the touch of a button on the remote control.

## HIGH WALL INVERTER R-32 60HZ COOLING ONLY & HEAT PUMP

### Features and benefits



#### DC Inverter Compressor

DC inverter compressor provides more comfortable indoor environment, higher performance in partial load and better heating performance in low ambient temperature than fixed compressor.



#### R-32

Environmentally-friendly refrigerant cools and heats more efficiently without destroying the ozone layer.



#### Turbo Mode

Provides quicker cooling with one press of the remote button.



#### 3D Air Flow

Delivers the airflow horizontally and vertically like nature wind.



#### Multi-Speed Fan

Multi-speed fan helps satisfy various airflow requirements.



#### Self Diagnosis

Clearly displayed failure codes allow for quicker troubleshooting and easier maintenance.




#### Auto Restart

Unit is automatically returned to previous operating conditions after a power outage, for simplified operation.



#### 3-Minute Protection

A 3-minute delay before the compressor will restart helps avoid compressor damage and work time.



#### Inner Groove Copper Tube

Inner groove copper tubing allows more refrigerant to pass through, improving heat exchange by 30 to 50% when compared to traditional copper tubing, and lowering power consumption while keeping output capacity at the same level.

## Specification

YORK Set Model			YHJF12ZX6AXKORX	YHKF12ZX6AXKORX
YORK Outdoor Model			YHJF12YX6AXKO-X	YHKF12YX6AXKO-X
YORK Indoor Model			YHJF12XX6AXK-RX	YHKF12XX6AXK-RX
Power supply		Ph-V-Hz	1PH-115V-60	1PH-115V-60
Power supply by			Outdoor	Outdoor
Cooling	Capacity	Btu/h	11,942(2,730-13,990)	11,942(2,730-13,990)
	Capacity	kW	3,500(800-4,100)	3,500(800-4,100)
	Power input	kW	1,040(230-1,400)	1,040(230-1,400)
	Current	A	9.1(2.0-11.0)	9.1(2.0-11.0)
	SEER	Btu/h/W	20	20
Heating	Capacity	Btu/h	-	12,283(2,730-15,013)
	Capacity	kW	-	3,600(800-4,400)
	Power input	kW	-	1,040(250-1,400)
	Current	A	-	9.2(2.2-11)
	COP	Btu/h/W	-	11.81
Max. input consumption		W	1,400	1,400
Max. current		A	11	11
Moisture removal		l/h	1.0	1.0
Compressor	Type		Rotary	Rotary
	Rated current(RLA)	A	2.52	2.52
	Refrigerant oil/oil charge	ml	ALF68SZ/300	ALF68SZ/300
Indoor fan motor	Input	W	36.9	36.9
	Capacitor	uF	3	3
	Speed(Hi/Mi/Lo)	rpm	1,230/1,080/965	1,230/1,080/965
Indoor air flow (Hi/Mi/Lo)		m <sup>3</sup> /h	490/430/370	490/430/370
Indoor sound power level (Hi)		dB(A)	41.0/37.8/34.6	41.0/37.8/34.6
Indoor unit	Dimension(WxHxD)	mm	750×285×200	750×285×200
	Packing(WxHxD)	mm	800×345×265	800×345×265
	Net/Gross weight	kg	8.0/9.5	8.5/10.0
Outdoor fan motor	Type		DC	DC
	Input	W	48	48
	Speed	rpm	920	920
Outdoor air flow		m <sup>3</sup> /h	1,800	1,800
Outdoor sound pressure level		dB(A)	51	51
Outdoor unit	Dimension(WxHxD)	mm	705×530×279	705×530×279
	Packing(WxHxD)	mm	825×595×345	825×595×345
	Net/Gross weight	kg	21.5/23.5	21.5/23.5
Refrigerant	Type / Charge	kg	R-32/540	R-32/500
	Liquid side/ Gas side	mm	6/9	6/9
Refrigerant piping	Max. refrigerant pipe length	m	15	15
	Max. difference in level	m	10	10
	Standard connection pipe length	m	5	5
	Additional refrigerant charge	g	24 x ( Pipe Length - 5)	24 x ( Pipe Length - 5)
Controller setting temperature range		°C	16~32	16~32
Ambient temperature range (cooling/heating)		°C	0~43	0~43/-7~24
Qty'per 20' /40' /40'HQ			119/246/282	119/246/282

### Nominal testing conditions:

Cooling - Indoor 26.7°C DB / 19.4°C WB & Outdoor 35°C DB / 23.9°C WB

Heating - Indoor 21.1°C DB / 15.6°C WB & Outdoor 7°C DB / 6°C WB



**INSTALL CONFIDENCE.**

Johnson Controls, the Johnson Controls logo, YORK are registered trademarks of Johnson Controls, Inc in the United States of America and other countries. Other trademarks used herein may be trademarks or registered trademarks of other companies.

FOR MORE INFORMATION CONTACT [JOHNSONCONTROLS.COM](http://JOHNSONCONTROLS.COM)

© 2024 Johnson Controls, Inc, P.O. Box 423, Milwaukee, WI 53201, All rights reserved worldwide.

PUBL-7800(0224)